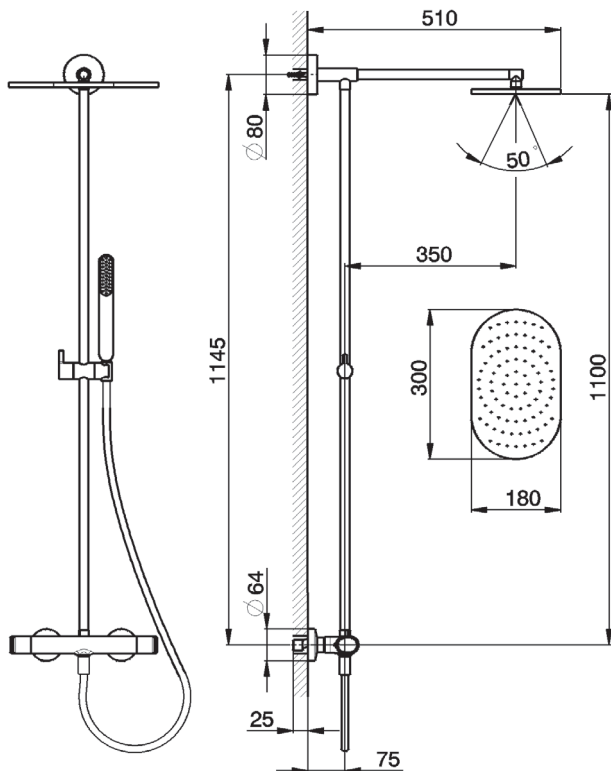




Huber
AQUA EMOTIONS

1



ATTENZIONE: Consegnare per cortesia queste istruzioni all'utilizzatore della rubinetteria.

ATTENTION: Remettre ces instructions aux acheteurs de la robinetterie.

WARNING: Please give these instructions to the tap's user.

ATENCION: Por favor entregar estas instrucciones a los adquirentes de los grifos.

ACHTUNG: Geben Sie bitte den Käufern der Armatur diese Anweisung.

OPGELET: Bij de levering van kraanwerk, gelieve de gebruiksvoorwaarden en Onderhouds-methoden mee te leveren.

I**CONDIZIONI DI ESERCIZIO**

- Pressione dinamica minima.....0,5 bar
- Pressione massima di esercizio (statica).....5 bar
- Pressione di esercizio raccomandata (statica).....2-3 bar
(ATTENZIONE: per pressioni superiori a 5 bar si raccomanda di installare un riduttore di pressione)
- Pressione massima di prova (statica).....16 bar
- Temperatura massima acqua calda.....80 °C
- Temperatura raccomandata acqua calda.....60 °C (per sicurezza e risparmio energetico)

GB**OPERATING CONDITIONS**

- Minimum dynamic pressure.....0,5 bar
- Maximum operational pressure (static).....5 bar
- Recommended operational pressure (static).....2-3 bar
(ATTENTION: for pressures exceeding 5 bar, we recommend the installation of a pressure reducer)
- Maximum test pressure (static).....16 bar
- Maximum hot water temperature.....80 °C
- Recommended hot water temperature.....60 °C (for safety and energy saving)

F**CONDITIONS DE SERVICE**

- Pression dynamique minimum :.....0,5 bar
- Pression de service maximum (statique).....5 bar
- Pression de service recommandée (statique).....2-3 bar
(En cas de pressions supérieures à 5 bar on recommande d'installer un réducteur de pression)
- Pression maximum de test (statique).....16 bar
- Température maximum eau chaude80 °C
- Température recommandée eau chaude60 °C (pour sécurité et économie d'énergie)

D**TECHNISCHE DATEN**

- Mindeststaudruck0,5 bar
- Maximaler Betriebsdruck (statisch).....5 bar
- Empfohlener Betriebsdruck (statisch)2-3 bar
(Für alle darüber liegenden Druckverhältnisse, ist der Einbau eines Druckminderers unerlässlich).
- Maximaler Prüfdruck (statisch).....16 bar
- Maximale Warmwassertemperatur.....80 °C
- Empfohlene Warmwassertemperatur60 °C (zur Energieeinsparung)

E**DATOS TÉCNICOS**

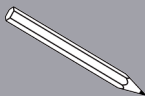
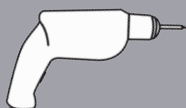
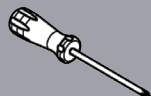
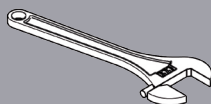
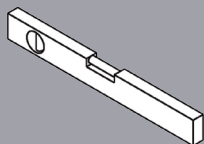
- Presión dinámica mínima.....0,5 bar
- Presión máxima de trabajo (estática).....5 bar
- Presión de trabajo recomendada (estática).....2-3 bar
(N.B.: para presiones superiores a los 5 bar les recomendamos instalar un reductor de presión)
- Presión máxima de prueba (estática).....16 bar
- Temperatura máxima agua caliente.....80 °C
- Temperatura aconsejada agua caliente60 °C (para ahorrar energía)

NL**TECHNISCHE GEGEVENS**

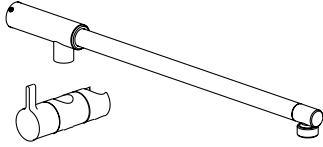
- Minimum dynamische druk0,5 bar
- Maximum bedrijfsdruk (statisch).....5 bar
- Aanbevolen bedrijfsdruk (statisch)2-3 bar
(N.B.: in geval van druk, hoger dan 5 bar, raden wij u aan een drukverminderingsklep te installeren)
- Maximum proefdruk (statisch).....16 bar
- Maximum warmwatertemperatuur.....80 °C
- Aanbevolen warmwatertemperatuur60 °C (voor energiebesparing)



Non incluso / Not included / Non inclus / Nicht Dabei / No incluido / Nitinbegrepen



Incluso / Included / inclus / Dabei / incluido / Inbegrepen



B1



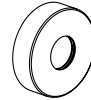
C1x2




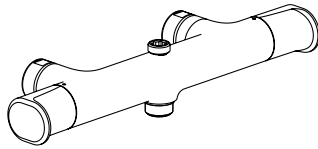
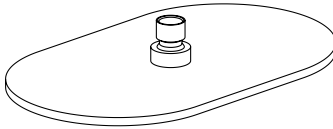
D1



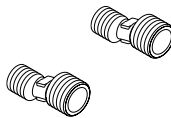
E1



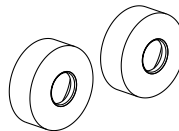
G1



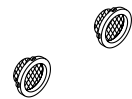
F1



A1


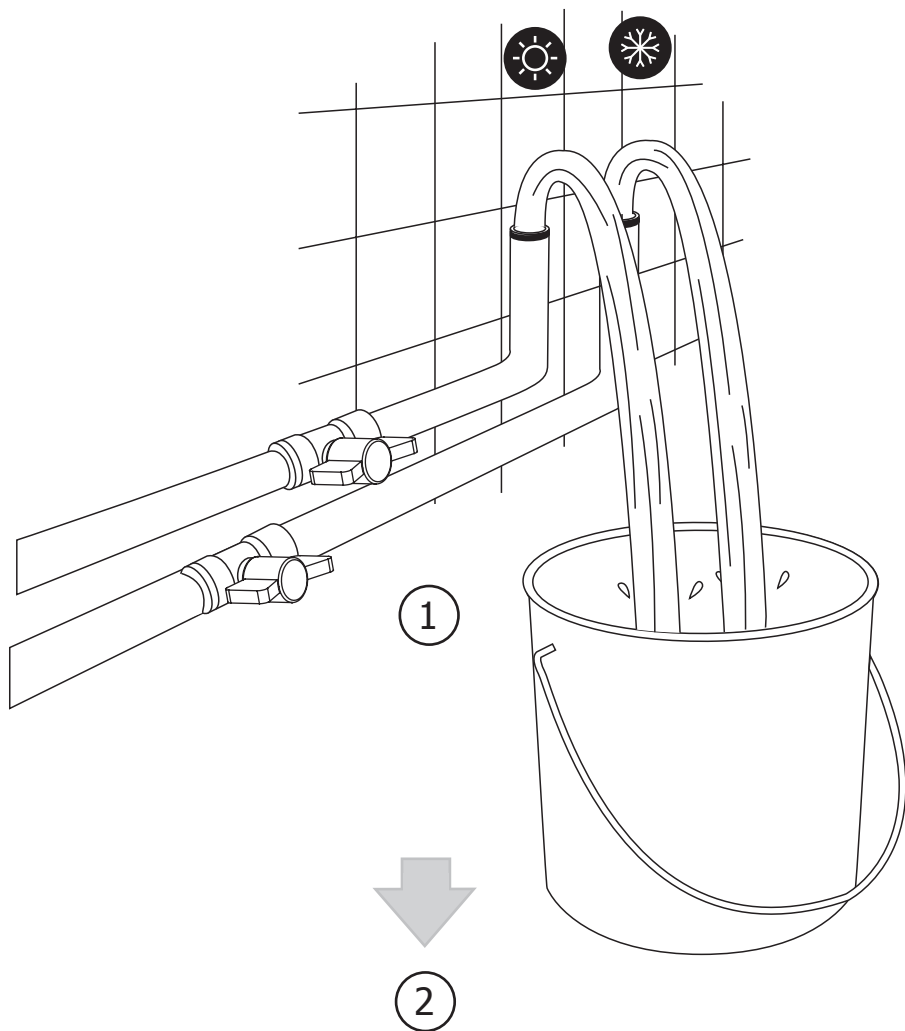


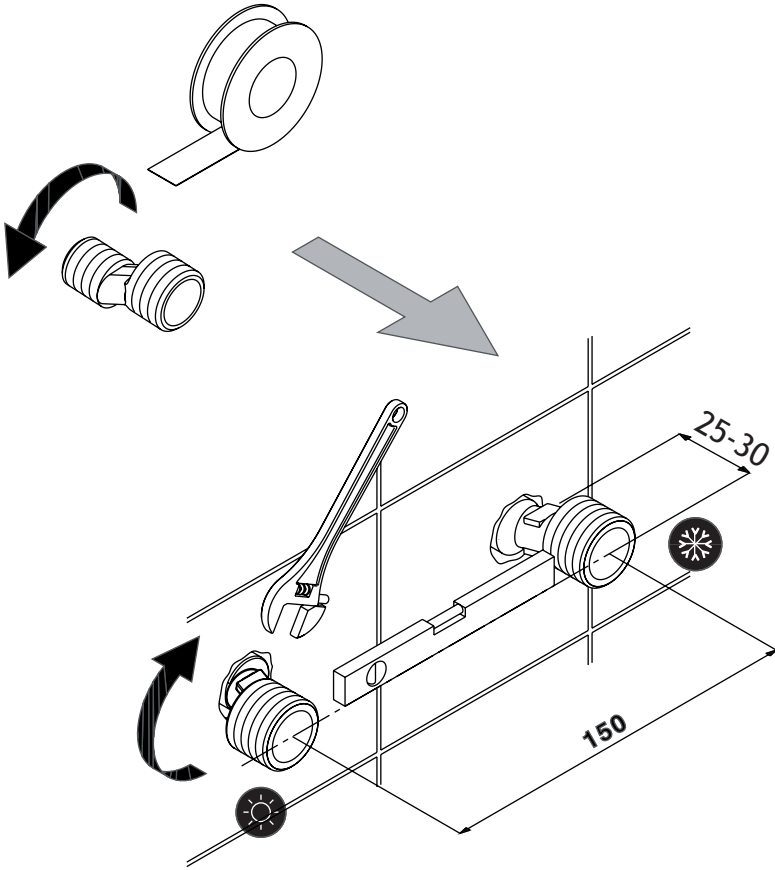
A2



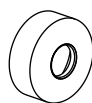
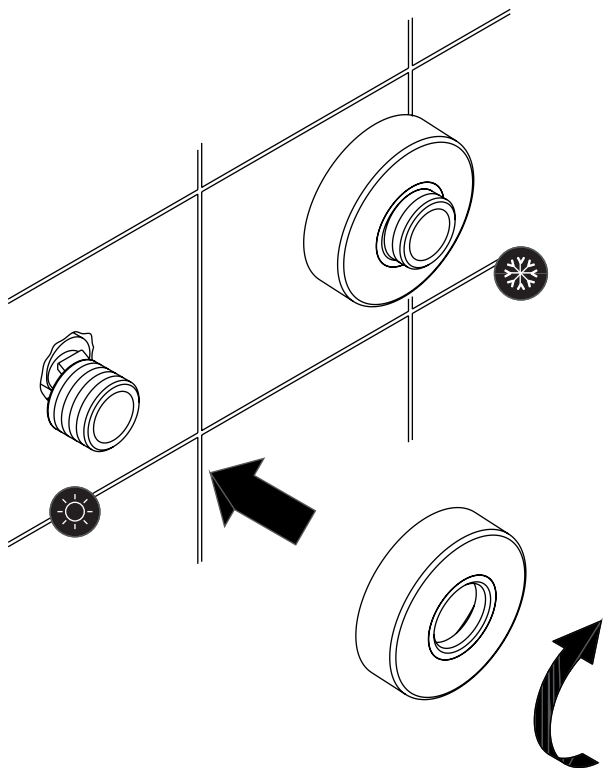
A3




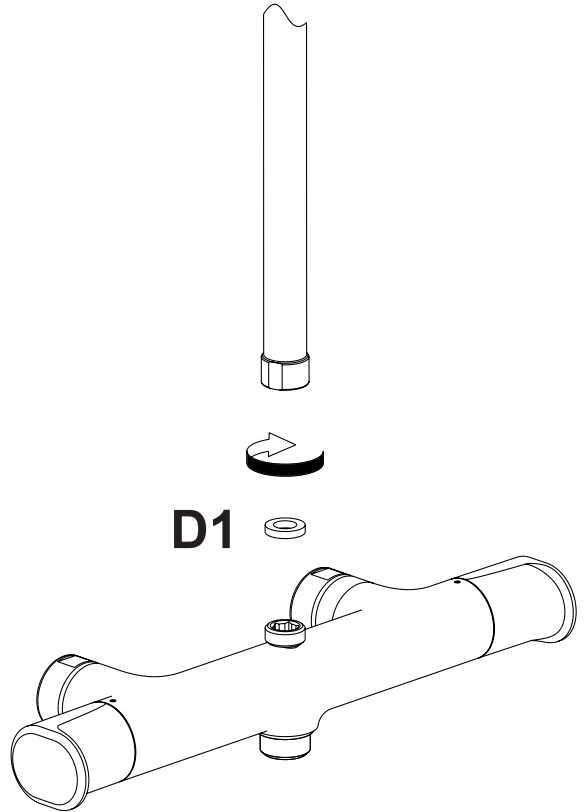
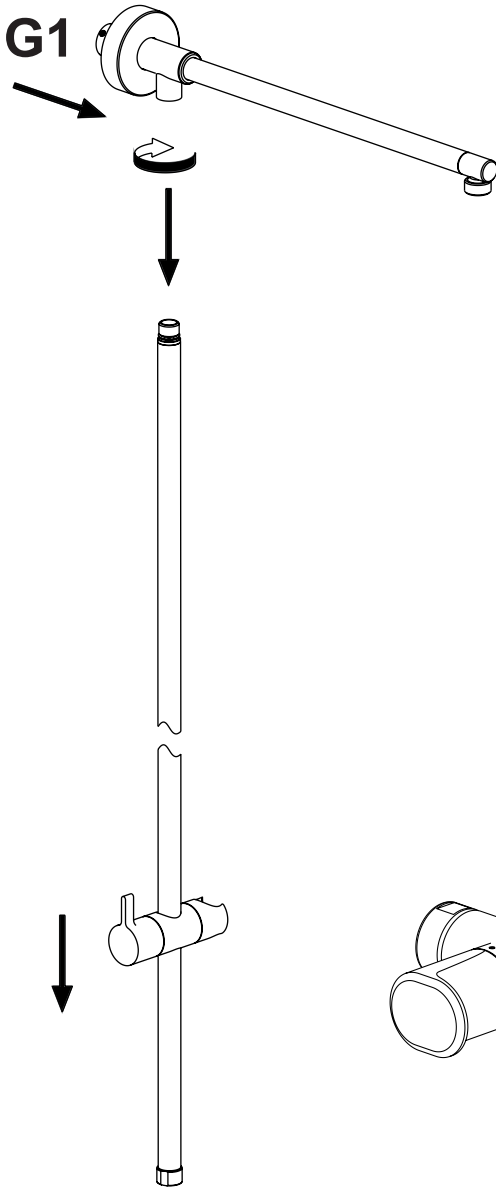


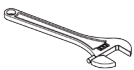
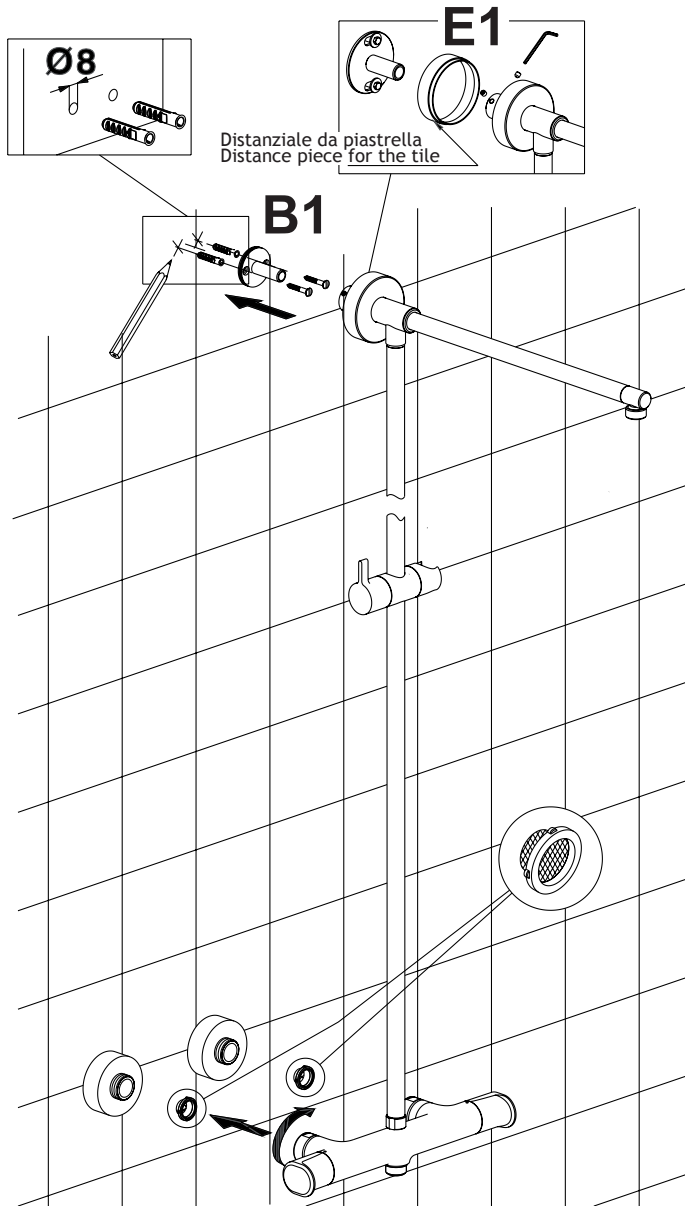


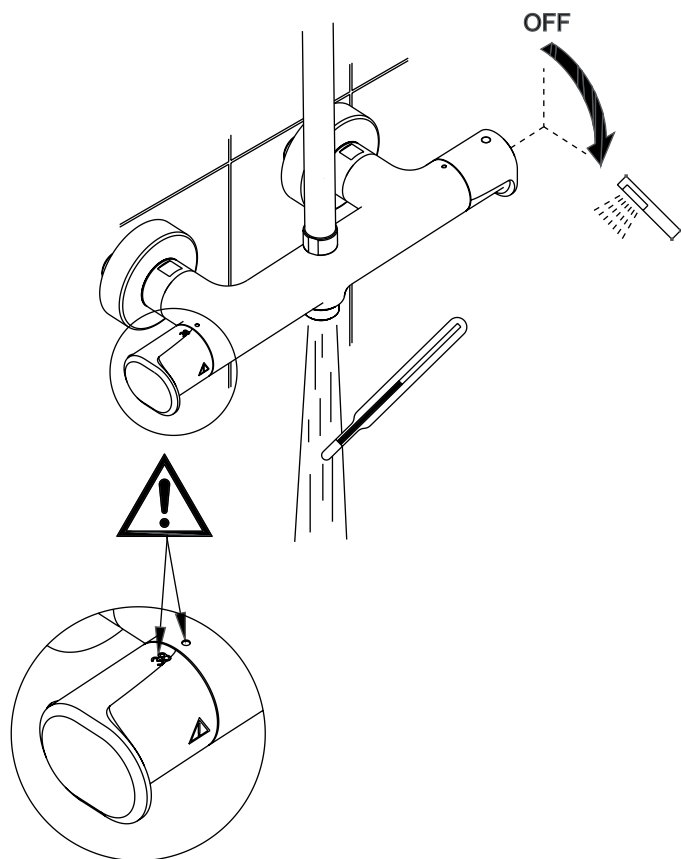
7



A2x2




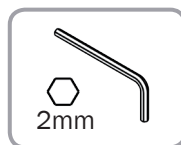
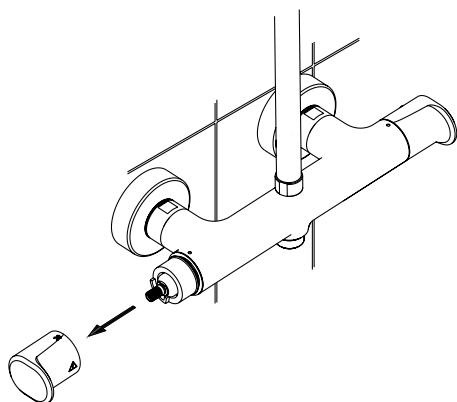
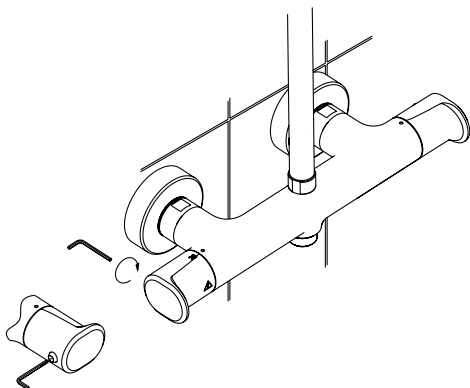
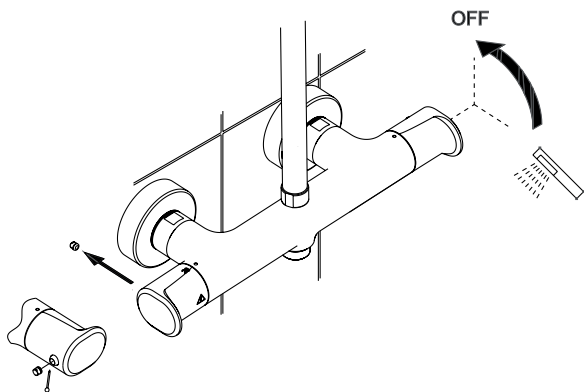
**B1****E1****A3x2**

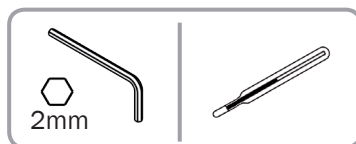
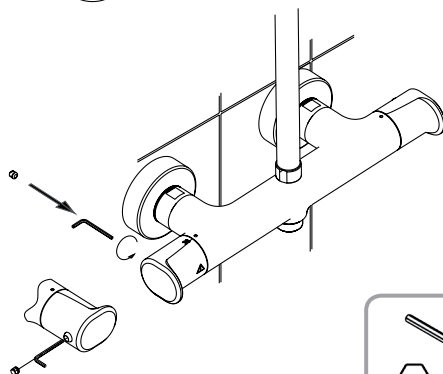
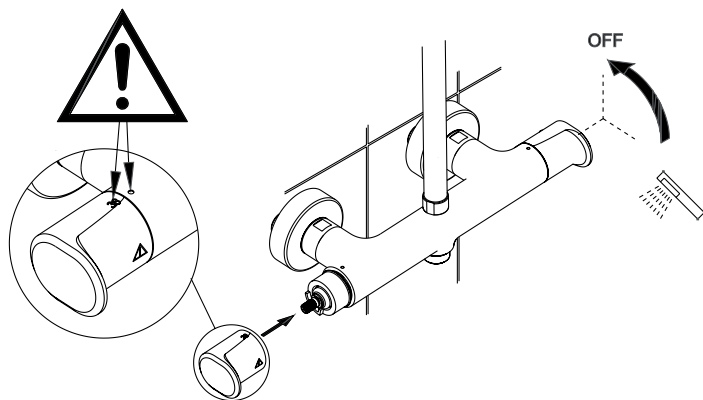
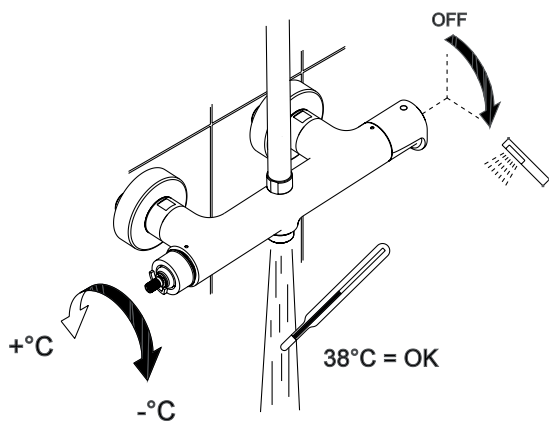


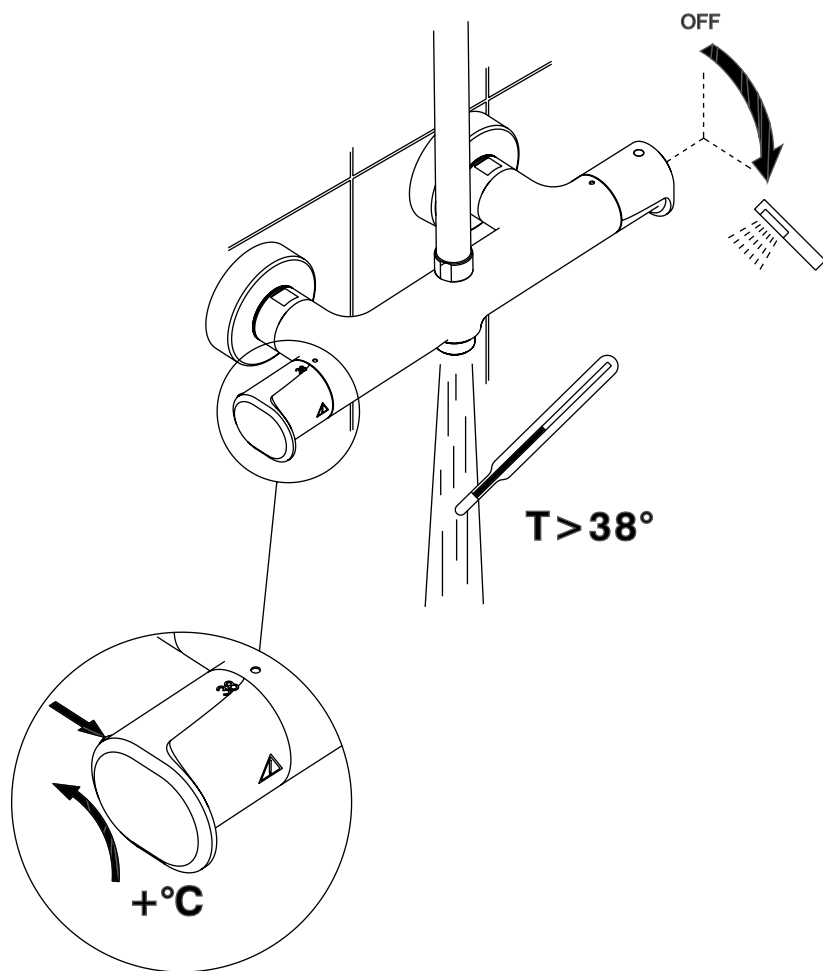
38°C OK → 13

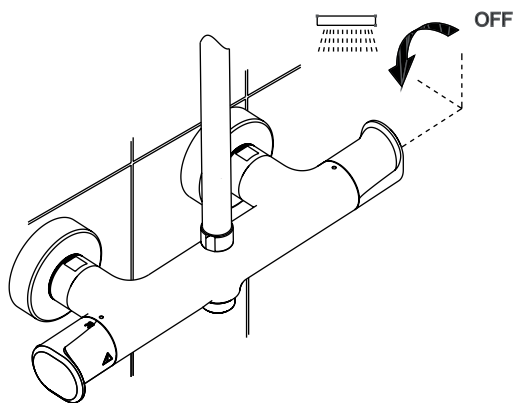
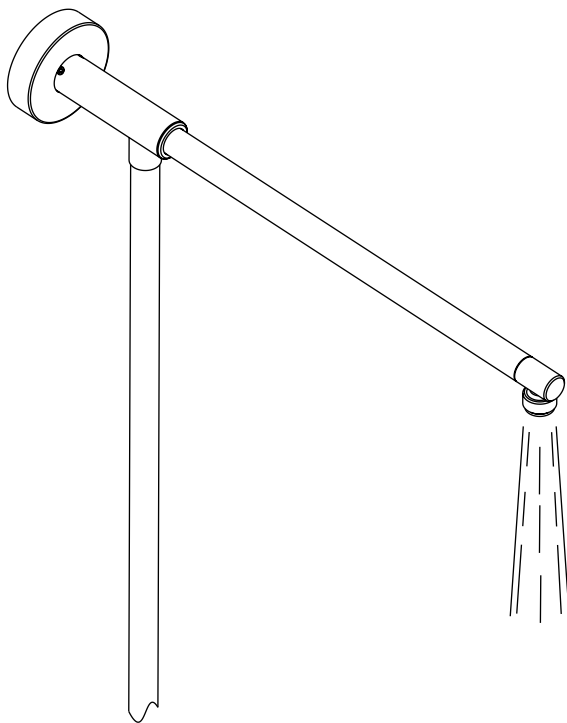
38°C not OK → 11 12

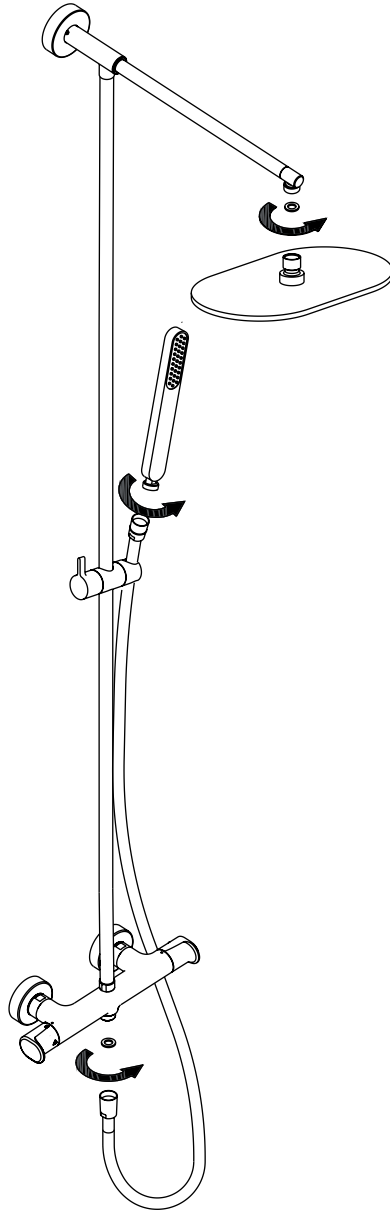











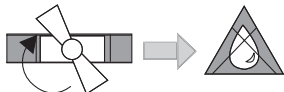
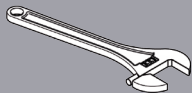
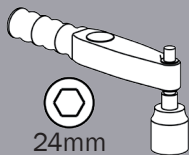


C1x2

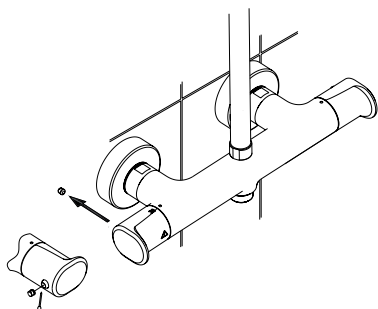


F1

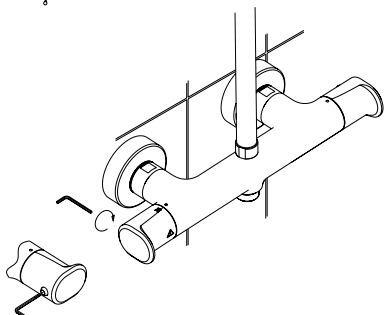
Non incluso / Not included / Non inclus / Nicht Dabei / No incluido / Nitinbegrepen



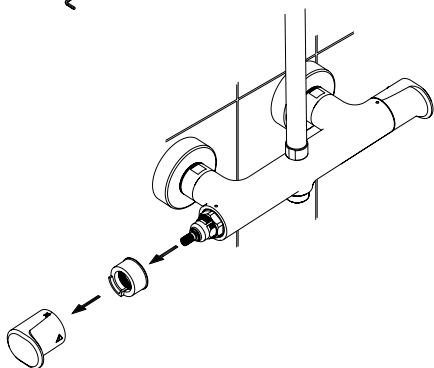
①



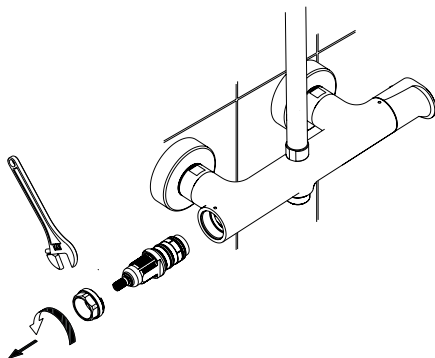
②



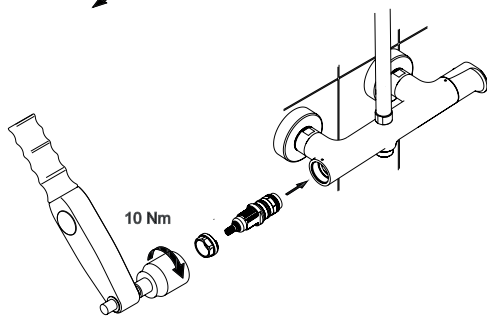
③



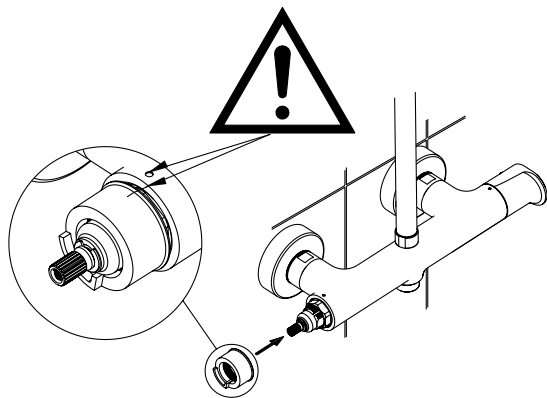
④



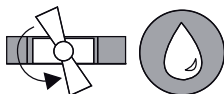
5



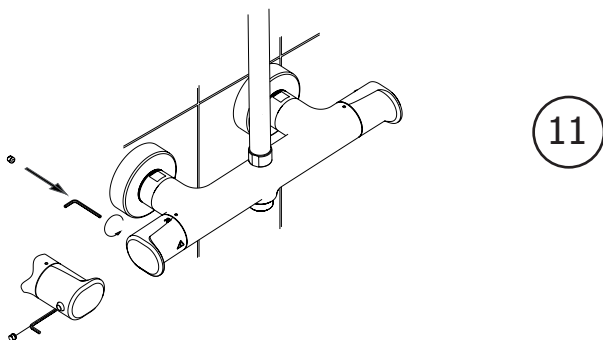
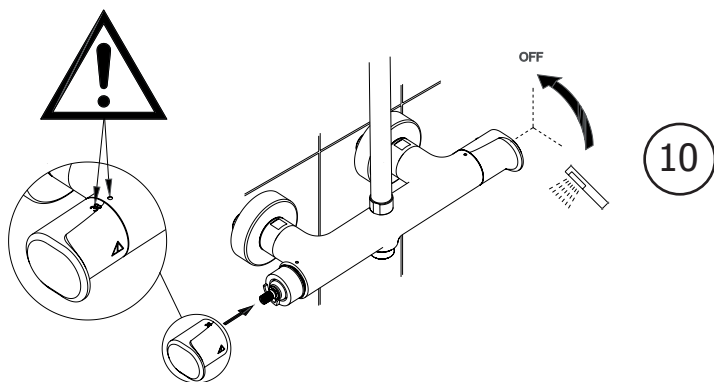
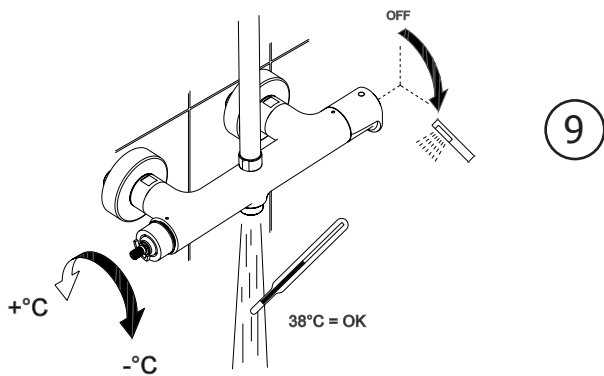
6



7



8





Huber SpA

Via Brughiere, 50
28017 - San Maurizio - Italia
Tel. +39.0322.967783
Fax +39.0322.967797
e-mail: huber@huber-on-line.com

IS.266 Ediz. 06.12

ATTENZIONE: Consegnare per cortesia queste istruzioni all'utilizzatore della rubinetteria.

ATTENTION: Remettre ces instructions aux acheteurs de la robinetterie.

WARNING: Please give these instructions to the tap's user.

ATENCION: Por favor entregar estas instrucciones a los adquirentes de los grifos.

ACHTUNG: Geben Sie bitte den Käufern der Armatur diese Anweisung.

OPGELET: Bij de levering van kraanwerk, gelieve de gebruiksvoorwaarden en Onderhouds-methoden mee te leveren.